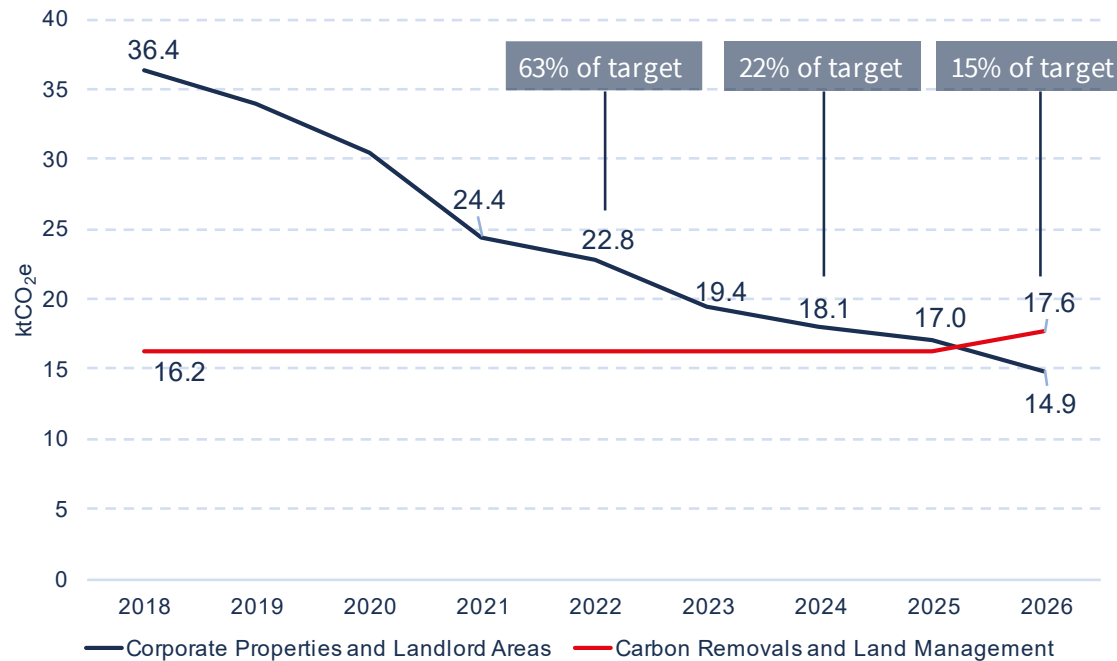


## Appendix 1 – Net Zero Trajectories

### Net Zero in our own operations by 2027

# City Corporation (scope 1 & 2)

Net zero by 2027 in the City Corporation's operations

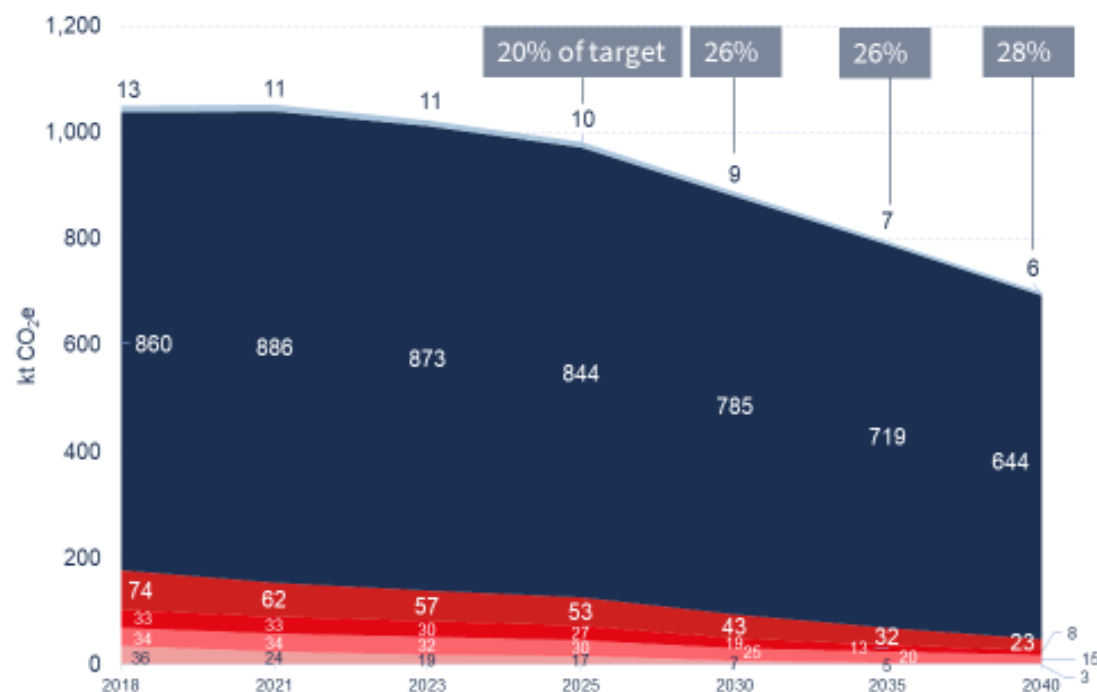


- We achieve net zero when our **emissions (blue line)** are balanced by **removals (red line)** from our Open Spaces.
- N.B. This will not involve carbon offsetting.

## Net Zero in our value chain by 2040

# City Corporation value chain (scope 1, 2 & 3)

Net zero by 2040 across the City Corporation's full value chain



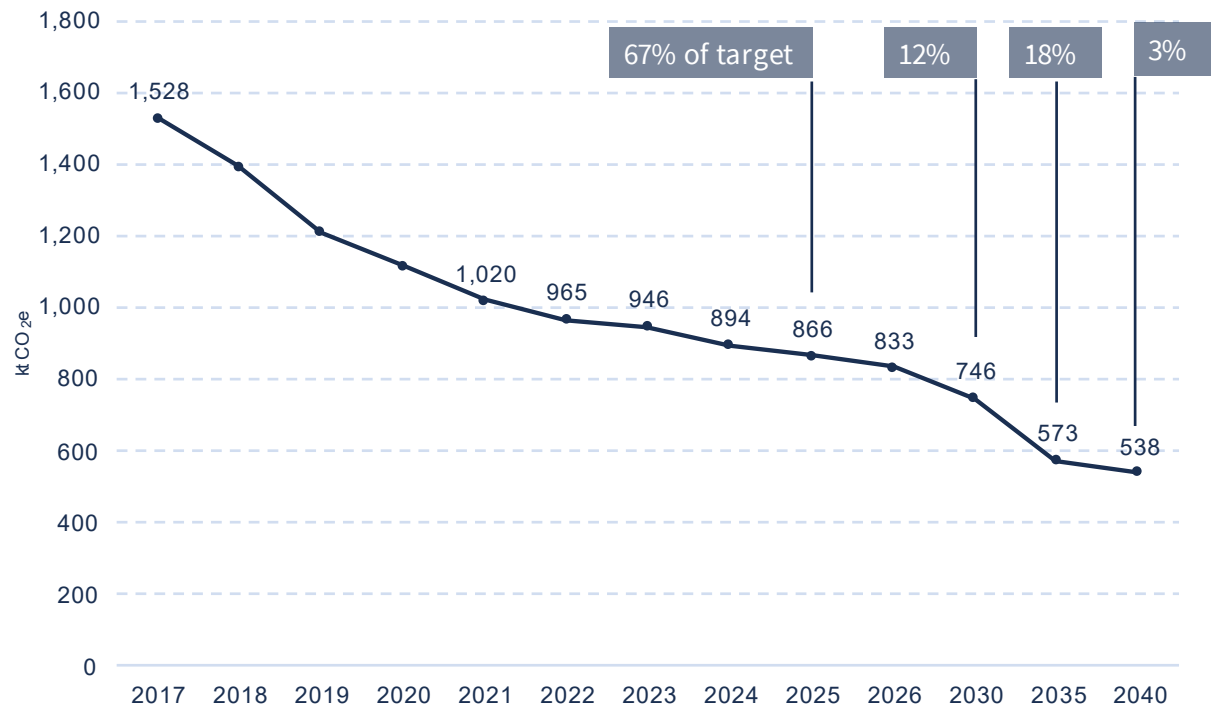
- Our action plan is designed to achieve a pathway in line with SBTi's 'Business Ambition of **1.5°C Commitment**' and is Paris Agreement aligned.
- Following SBTi guidance, we need to reduce or remove **1,050kt** of carbon emissions to achieve net zero. This includes 100% of scopes 1 and 2 and 66% of scope 3.

\*Please see further explanation at the end of the appendix

## Net Zero in the Square Mile by 2040

# Square Mile (city scale)

Net zero by 2040 in the Square Mile



- The boundary for the Square Mile's emissions includes emissions from the built environment, transport and other sources.
- We need to reduce or remove **1,528kt** of carbon emissions to achieve net zero. This includes 100% of scopes 1 and 2 and 66% of scope 3.

\*Please see further explanation at the end of the appendix

### **Further explanation of Value Chain and Square Mile trajectories**

Both the Value Chain and Square Mile trajectories are based on conservative estimates of the impacts of our planned actions over the current life of the Strategy (2021-27). They recognise our need to have targets that start us on the journey but also that we will need to identify further actions beyond the end of our current strategy to reduce these trajectories by 2040. This is in line with the recommendations of the 'Science Based Target Initiative' approach which requires us to set shorter term targets (no greater than 15 years) with greater confidence, and that align with the Paris Agreement. Speeding up these trajectories will require ongoing engagement with suppliers, investment managers, and Square Mile stakeholders, as well as more rigorous stress testing of our investment portfolio. This is a key part of our year 1 plans.